



Location: CMA1b - Oil Street Site Office

Report on 24-hour TSP monitoring

Action Level ($\mu\text{g}/\text{m}^3$) - 176.7

Limit Level ($\mu\text{g}/\text{m}^3$) - 260

Date	Sampling Time	Weather Condition	Filter paper no.	Filter Weight, g		Elapse Time, hr		Sampling Time, hr	Flow Rate, m^3/min			Total Volume, m^3	TSP Level, $\mu\text{g}/\text{m}^3$
				Initial	Final	Initial	Final		Initial, Q_{si}	Final, Q_{sf}	Average		
28-Jul-14	8:00	Fine	009368	2.8478	2.9624	4920.88	4944.88	24.00	1.35	1.35	1.35	1942	59
2-Aug-14	8:00	Rainy	009371	2.8690	3.0371	4947.88	4971.88	24.00	1.41	1.41	1.41	2025	83
8-Aug-14	8:00	Fine	009330	2.8666	2.9724	4974.88	4998.88	24.00	1.41	1.41	1.41	2025	52
15-Aug-14	13:00	Fine	009712	2.8483	2.9610	5004.88	5028.88	24.00	1.41	1.41	1.41	2031	56
21-Aug-14	13:00	Rainy	009452	2.8628	2.9734	15031.89	15055.89	24.00	1.41	1.41	1.41	2033	54
26-Aug-14	8:00	Fine	009701	2.8460	3.0276	15055.89	15079.89	24.00	1.37	1.37	1.37	1974	92

Remarks: Due to interruption of electricity, the 24hr TSP was rescheduled from 14 August 2014 and 20 August 2014 to 15 August 2014 and 21 August 2014 respectively.

Report on 1-hour TSP monitoring

Action Level ($\mu\text{g}/\text{m}^3$) - 320.1

Limit Level ($\mu\text{g}/\text{m}^3$) - 500

Date	Sampling Time	Weather Condition	Filter paper no.	Filter Weight, g		Elapse Time, hr		Sampling Time, hr	Flow Rate, m^3/min			Total Volume, m^3	TSP Level, $\mu\text{g}/\text{m}^3$
				Initial	Final	Initial	Final		Initial, Q_{si}	Final, Q_{sf}	Average		
29-Jul-14	8:24	Fine	009426	2.8773	2.8876	4944.88	4945.88	1.00	1.41	1.41	1.41	84	122
29-Jul-14	9:32	Fine	009427	2.8633	2.8700	4945.88	4946.88	1.00	1.41	1.41	1.41	84	79
29-Jul-14	10:40	Fine	009428	2.8608	2.8678	4946.88	4947.88	1.00	1.41	1.41	1.41	84	83
4-Aug-14	9:45	Rainy	009359	2.8532	2.8622	4971.88	4972.88	1.00	1.41	1.41	1.41	84	107
4-Aug-14	10:52	Rainy	009326	2.8660	2.8736	4972.88	4973.88	1.00	1.41	1.41	1.41	84	90
4-Aug-14	13:00	Rainy	009329	2.8683	2.8746	4973.88	4974.88	1.00	1.41	1.41	1.41	84	75
9-Aug-14	8:09	Fine	009704	2.8400	2.8467	4998.88	4999.88	1.00	1.41	1.41	1.41	84	79
9-Aug-14	9:18	Fine	009706	2.8416	2.8463	4999.88	5000.88	1.00	1.41	1.41	1.41	84	56
9-Aug-14	10:27	Fine	009708	2.8445	2.8525	5000.88	5001.88	1.00	1.41	1.41	1.41	84	95
15-Aug-14	8:30	Fine	009527	2.8236	2.8291	5001.88	5002.88	1.00	1.37	1.39	1.38	83	66
15-Aug-14	9:35	Fine	009529	2.8120	2.8189	5002.88	5003.88	1.00	1.41	1.41	1.41	85	82
15-Aug-14	10:40	Fine	009531	2.8293	2.8361	5003.88	5004.88	1.00	1.41	1.41	1.41	85	80
21-Aug-14	8:40	Rainy	009448	2.8565	2.8640	15028.89	15029.89	1.00	1.41	1.41	1.41	85	88
21-Aug-14	9:45	Rainy	009450	2.8595	2.8676	15029.89	15030.89	1.00	1.41	1.41	1.41	85	96
21-Aug-14	10:50	Rainy	009455	2.8760	2.8832	15030.89	15031.89	1.00	1.41	1.41	1.41	85	85
27-Aug-14	8:18	Cloudy	009702	2.8538	2.8697	15079.89	15080.89	1.00	1.35	1.35	1.35	81	196
27-Aug-14	9:25	Cloudy	009683	2.8543	2.8707	15080.89	15081.89	1.00	1.35	1.35	1.35	81	202
27-Aug-14	10:45	Cloudy	009685	2.8526	2.8710	15081.89	15082.89	1.00	1.35	1.35	1.35	81	227

Location: CMA2a - Causeway Bay Community Centre

Report on 24-hour TSP monitoring
Action Level ($\mu\text{g}/\text{m}^3$) - 169.5
Limit Level ($\mu\text{g}/\text{m}^3$) - 260

Date	Sampling Time	Weather Condition	Filter paper no.	Filter Weight, g		Elapse Time, hr		Sampling Time, hr	Flow Rate, m^3/min			Total Volume, m^3	TSP Level, $\mu\text{g}/\text{m}^3$
				Initial	Final	Initial	Final		Initial, Q_{si}	Final, Q_{sf}	Average		
28-Jul-14	8:00	Fine	009369	2.8503	2.9700	14631.38	14655.38	24.00	1.03	1.03	1.03	1477	81
2-Aug-14	8:00	Rainy	009372	2.8679	2.9890	14658.38	14682.38	24.00	1.14	1.14	1.14	1642	74
8-Aug-14	8:00	Fine	009331	2.8690	2.9600	14685.38	14709.38	24.00	1.14	1.00	1.07	1538	59
14-Aug-14	8:00	Rainy	009711	2.8440	2.9267	14712.38	14736.38	24.00	1.15	1.06	1.10	1587	52
20-Aug-14	8:00	Rainy	009532	2.8201	2.8963	14739.38	14763.38	24.00	1.07	1.03	1.05	1512	50
26-Aug-14	8:00	Fine	009453	2.8585	2.9323	14766.38	14790.38	24.00	1.06	1.06	1.06	1524	48

Report on 1-hour TSP monitoring
Action Level ($\mu\text{g}/\text{m}^3$) - 323.4
Limit Level ($\mu\text{g}/\text{m}^3$) - 500

Date	Sampling Time	Weather Condition	Filter paper no.	Filter Weight, g		Elapse Time, hr		Sampling Time, hr	Flow Rate, m^3/min			Total Volume, m^3	TSP Level, $\mu\text{g}/\text{m}^3$
				Initial	Final	Initial	Final		Initial, Q_{si}	Final, Q_{sf}	Average		
29-Jul-14	8:07	Fine	009429	2.8661	2.8730	14655.38	14656.38	1.00	1.00	1.00	1.00	60	115
29-Jul-14	9:16	Fine	009430	2.8592	2.8662	14656.38	14657.38	1.00	1.00	1.00	1.00	60	117
29-Jul-14	10:30	Fine	009431	2.8580	2.8615	14657.38	14658.38	1.00	1.00	1.00	1.00	60	59
4-Aug-14	10:00	Rainy	009360	2.8499	2.8615	14682.38	14683.38	1.00	1.14	1.14	1.14	68	170
4-Aug-14	11:08	Rainy	009327	2.8764	2.8833	14683.38	14684.38	1.00	1.05	1.00	1.02	61	112
4-Aug-14	13:00	Rainy	009328	2.8589	2.8662	14684.38	14685.38	1.00	1.14	1.14	1.14	68	107
9-Aug-14	8:07	Fine	009705	2.8305	2.8350	14709.38	14710.38	1.00	1.00	1.00	1.00	60	75
9-Aug-14	9:16	Fine	009707	2.8582	2.8644	14710.38	14711.38	1.00	1.00	1.00	1.00	60	104
9-Aug-14	10:25	Fine	009709	2.8372	2.8445	14711.38	14712.38	1.00	1.00	1.00	1.00	60	122
15-Aug-14	8:10	Fine	009526	2.8125	2.8188	14736.38	14737.38	1.00	1.00	1.00	1.00	60	105
15-Aug-14	9:20	Fine	009528	2.8167	2.8226	14737.38	14738.38	1.00	1.00	1.00	1.00	60	98
15-Aug-14	10:25	Fine	009530	2.8269	2.8320	14738.38	14739.38	1.00	1.06	1.06	1.06	64	80
21-Aug-14	8:20	Rainy	009796	2.8345	2.8380	14763.38	14764.38	1.00	1.01	1.01	1.01	60	58
21-Aug-14	9:30	Rainy	009449	2.8538	2.8622	14764.38	14765.38	1.00	1.01	1.01	1.01	60	139
21-Aug-14	10:35	Rainy	009451	2.8765	2.8826	14765.38	14766.38	1.00	1.01	1.01	1.01	60	101
27-Aug-14	8:06	Cloudy	009681	2.8500	2.8542	14790.38	14791.38	1.00	1.00	1.00	1.00	60	70
27-Aug-14	9:09	Cloudy	009682	2.8567	2.8659	14791.38	14792.38	1.00	1.15	1.15	1.15	69	134
27-Aug-14	10:15	Cloudy	009684	2.8483	2.8568	14792.38	14793.38	1.00	1.03	1.03	1.03	62	138



Location: CMA3a - CWB PRE Site Office Area

Report on 24-hour TSP monitoring

Action Level ($\mu\text{g}/\text{m}^3$) - 171

Limit Level ($\mu\text{g}/\text{m}^3$) - 260

Date	Sampling Time	Weather Condition	Filter paper no.	Filter Weight, g		Elapse Time, hr		Sampling Time, hr	Flow Rate, m^3/min			Total Volume, m^3	TSP Level, $\mu\text{g}/\text{m}^3$
				Initial	Final	Initial	Final		Initial, Q_{si}	Final, Q_{sf}	Average		
28-Jul-14	8:00	Fine	009251	2.8568	3.0268	2050.38	2074.38	24.00	1.41	1.41	1.41	2027	84
2-Aug-14	8:00	Rainy	009389	2.8592	3.0655	2077.38	2101.38	24.00	1.41	1.41	1.41	2025	102
8-Aug-14	8:00	Fine	009560	2.8208	2.9248	2104.38	2128.38	24.00	1.41	1.41	1.41	2026	51
14-Aug-14	8:00	Rainy	009799	2.8262	2.9232	2131.38	2155.38	24.00	1.41	1.41	1.41	2030	48
20-Aug-14	8:00	Rainy	009254	2.8619	2.9474	2158.38	2182.38	24.00	1.41	1.41	1.41	2036	42
26-Aug-14	8:00	Fine	009761	2.8039	2.9185	2185.38	2209.38	24.00	1.37	1.37	1.37	1979	58

Report on 1-hour TSP monitoring

Action Level ($\mu\text{g}/\text{m}^3$) - 311.3

Limit Level ($\mu\text{g}/\text{m}^3$) - 500

Date	Sampling Time	Weather Condition	Filter paper no.	Filter Weight, g		Elapse Time, hr		Sampling Time, hr	Flow Rate, m^3/min			Total Volume, m^3	TSP Level, $\mu\text{g}/\text{m}^3$
				Initial	Final	Initial	Final		Initial, Q_{si}	Final, Q_{sf}	Average		
29-Jul-14	8:48	Fine	009382	2.8551	2.8678	2074.38	2075.38	1.00	1.31	1.31	1.31	79	161
29-Jul-14	9:53	Fine	009384	2.8646	2.8733	2075.38	2076.38	1.00	1.27	1.30	1.28	77	113
29-Jul-14	13:00	Fine	009387	2.8558	2.8674	2076.38	2077.38	1.00	1.31	1.31	1.31	79	147
4-Aug-14	9:03	Rainy	009390	2.8432	2.8529	2101.38	2102.38	1.00	1.28	1.28	1.28	77	126
4-Aug-14	10:15	Rainy	009416	2.8617	2.8766	2102.38	2103.38	1.00	1.31	1.31	1.31	79	189
4-Aug-14	13:00	Rainy	009419	2.8583	2.8683	2103.38	2104.38	1.00	1.31	1.31	1.31	79	127
9-Aug-14	8:10	Fine	009805	2.8188	2.8259	2128.38	2129.38	1.00	1.31	1.31	1.31	79	90
9-Aug-14	9:15	Fine	009803	2.8318	2.8434	2129.38	2130.38	1.00	1.31	1.31	1.31	79	147
9-Aug-14	10:25	Fine	009801	2.8266	2.8365	2130.38	2131.38	1.00	1.31	1.31	1.31	79	126
15-Aug-14	8:35	Fine	009408	2.8424	2.8507	2155.38	2156.38	1.00	1.32	1.32	1.32	79	105
15-Aug-14	9:40	Fine	009410	2.8364	2.8437	2156.38	2157.38	1.00	1.32	1.32	1.32	79	92
15-Aug-14	10:47	Fine	009412	2.8614	2.8661	2157.38	2158.38	1.00	1.29	1.27	1.28	77	61
21-Aug-14	8:40	Rainy	009755	2.8176	2.8209	2182.38	2183.38	1.00	1.32	1.32	1.32	79	42
21-Aug-14	9:47	Rainy	009757	2.8084	2.8114	2183.38	2184.38	1.00	1.32	1.32	1.32	79	38
21-Aug-14	10:58	Rainy	009759	2.8040	2.8094	2184.38	2185.38	1.00	1.32	1.32	1.32	79	68
27-Aug-14	8:15	Cloudy	009788	2.8238	2.8323	2209.38	2210.38	1.00	1.23	1.23	1.23	74	115
27-Aug-14	9:20	Cloudy	009763	2.8031	2.8102	2210.38	2211.38	1.00	1.23	1.23	1.23	74	96
27-Aug-14	10:35	Cloudy	009765	2.8427	2.8521	2211.38	2212.38	1.00	1.23	1.23	1.23	74	127



Location: CMA4a - SPCA

Report on 24-hour TSP monitoring

Action Level ($\mu\text{g}/\text{m}^3$) - 171.2

Limit Level ($\mu\text{g}/\text{m}^3$) - 260

Date	Sampling Time	Weather Condition	Filter paper no.	Filter Weight, g		Elapse Time, hr		Sampling Time, hr	Flow Rate, m^3/min			Total Volume, m^3	TSP Level, $\mu\text{g}/\text{m}^3$
				Initial	Final	Initial	Final		Initial, Q_{si}	Final, Q_{sf}	Average		
28-Jul-14	8:00	Fine	009248	2.8574	2.9366	18857.98	18881.98	24.00	1.32	1.32	1.32	1899	42
2-Aug-14	8:00	Rainy	009388	2.8591	2.9672	18884.98	18908.98	24.00	1.32	1.32	1.32	1898	57
8-Aug-14	8:00	Fine	009561	2.8145	2.8911	18911.98	18935.98	24.00	1.32	1.32	1.32	1898	40
14-Aug-14	8:00	Rainy	009798	2.8222	2.8609	18938.98	18962.98	24.00	1.32	1.32	1.32	1903	20
20-Aug-14	8:00	Rainy	009413	2.8568	2.9104	18966.00	18990.00	24.00	1.34	1.34	1.34	1933	28
26-Aug-14	8:00	Fine	009760	2.8112	2.8825	18993.00	19017.00	24.00	1.32	1.32	1.32	1902	37

Report on 1-hour TSP monitoring

Action Level ($\mu\text{g}/\text{m}^3$) - 312.5

Limit Level ($\mu\text{g}/\text{m}^3$) - 500

Date	Sampling Time	Weather Condition	Filter paper no.	Filter Weight, g		Elapse Time, hr		Sampling Time, hr	Flow Rate, m^3/min			Total Volume, m^3	TSP Level, $\mu\text{g}/\text{m}^3$
				Initial	Final	Initial	Final		Initial, Q_{si}	Final, Q_{sf}	Average		
29-Jul-14	9:04	Fine	009383	2.8484	2.8539	18881.98	18882.98	1.00	1.32	1.32	1.32	79	70
29-Jul-14	10:16	Fine	009385	2.8560	2.8623	18882.98	18883.98	1.00	1.32	1.32	1.32	79	80
29-Jul-14	13:00	Fine	009386	2.8436	2.8496	18883.98	18884.98	1.00	1.32	1.32	1.32	79	76
4-Aug-14	9:15	Rainy	009415	2.8646	2.8714	18908.98	18909.98	1.00	1.34	1.32	1.33	80	85
4-Aug-14	10:24	Rainy	009417	2.8639	2.8730	18909.98	18910.98	1.00	1.32	1.32	1.32	79	115
4-Aug-14	13:00	Rainy	009418	2.8470	2.8538	18910.98	18911.98	1.00	1.32	1.32	1.32	79	86
9-Aug-14	8:15	Fine	009804	2.8185	2.8233	18935.98	18936.98	1.00	1.32	1.32	1.32	79	61
9-Aug-14	9:25	Fine	009802	2.8278	2.8332	18936.98	18937.98	1.00	1.32	1.32	1.32	79	68
9-Aug-14	10:35	Fine	009800	2.8315	2.8362	18937.98	18938.98	1.00	1.32	1.32	1.32	79	59
15-Aug-14	8:20	Fine	009407	2.8507	2.8577	18962.98	18963.98	1.00	1.32	1.32	1.32	79	88
15-Aug-14	9:25	Fine	009409	2.8485	2.8546	18963.98	18964.98	1.00	1.32	1.32	1.32	79	77
15-Aug-14	10:30	Fine	009411	2.8365	2.8415	18964.98	18965.98	1.00	1.32	1.32	1.32	79	63
21-Aug-14	8:05	Rainy	009754	2.8224	2.8232	18990.00	18991.00	1.00	1.32	1.32	1.32	79	10
21-Aug-14	9:20	Rainy	009756	2.8159	2.8184	18991.00	18992.00	1.00	1.32	1.32	1.32	79	31
21-Aug-14	10:32	Rainy	009758	2.8154	2.8185	18992.00	18993.00	1.00	1.32	1.32	1.32	79	39
27-Aug-14	8:30	Cloudy	009762	2.8044	2.8078	19017.00	19018.00	1.00	1.32	1.32	1.32	79	43
27-Aug-14	9:44	Cloudy	009764	2.8629	2.8680	19018.00	19019.00	1.00	1.32	1.32	1.32	79	64
27-Aug-14	10:45	Cloudy	009766	2.8444	2.8509	19019.00	19020.00	1.00	1.32	1.32	1.32	79	82



Location: CMA5a - Children Garden opposite to Pedestrian Plaza

Report on 24-hour TSP monitoring

Action Level ($\mu\text{g}/\text{m}^3$) - 181

Limit Level ($\mu\text{g}/\text{m}^3$) - 260

Date	Sampling Time	Weather Condition	Filter paper no.	Filter Weight, g		Elapse Time, hr		Sampling Time, hr	Flow Rate, m^3/min			Total Volume, m^3	TSP Level, $\mu\text{g}/\text{m}^3$
				Initial	Final	Initial	Final		Initial, Q_{si}	Final, Q_{sf}	Average		
28-Jul-14	8:00	Fine	009381	2.8516	2.9631	19847.88	19871.88	24.00	1.31	1.31	1.31	1889	59
2-Aug-14	8:00	Rainy	009356	2.8701	3.0326	19874.88	19898.88	24.00	1.31	1.31	1.31	1888	86
8-Aug-14	8:00	Fine	009345	2.8547	2.9565	19901.88	19925.88	24.00	1.31	1.31	1.31	1888	54
15-Aug-14	16:06	Fine	009536	2.8207	2.9275	19937.08	19961.08	24.00	1.31	1.31	1.31	1893	56
21-Aug-14	13:00	Rainy	009700	2.8443	2.9297	19964.09	19988.09	24.00	1.32	1.32	1.32	1895	45
26-Aug-14	8:00	Fine	009703	2.8536	3.0141	19988.09	20012.09	24.00	1.30	1.30	1.30	1877	86

Remarks: Due to interruption of electricity, the 24hr TSP was rescheduled from 14 August 2014 and 20 August 2014 to 15 August 2014 and 21 August 2014 respectively.

Report on 1-hour TSP monitoring

Action Level ($\mu\text{g}/\text{m}^3$) - 332

Limit Level ($\mu\text{g}/\text{m}^3$) - 500

Date	Sampling Time	Weather Condition	Filter paper no.	Filter Weight, g		Elapse Time, hr		Sampling Time, hr	Flow Rate, m^3/min			Total Volume, m^3	TSP Level, $\mu\text{g}/\text{m}^3$
				Initial	Final	Initial	Final		Initial, Q_{si}	Final, Q_{sf}	Average		
29-Jul-14	13:00	Fine	009348	2.8683	2.8832	19871.88	19872.88	1.00	1.31	1.31	1.31	79	189
29-Jul-14	14:05	Fine	009351	2.8817	2.8958	19872.88	19873.88	1.00	1.31	1.31	1.31	79	179
29-Jul-14	15:12	Fine	009354	2.8670	2.8805	19873.88	19874.88	1.00	1.31	1.31	1.31	79	172
4-Aug-14	13:00	Rainy	009420	2.8659	2.8736	19898.88	19899.88	1.00	1.31	1.31	1.31	79	98
4-Aug-14	14:42	Rainy	009444	2.8555	2.8645	19899.88	19900.88	1.00	1.31	1.31	1.31	79	114
4-Aug-14	15:45	Rainy	009342	2.8575	2.8676	19900.88	19901.88	1.00	1.31	1.31	1.31	79	128
9-Aug-14	8:54	Fine	009553	2.8245	2.8357	19925.88	19926.88	1.00	1.31	1.31	1.31	79	142
9-Aug-14	10:04	Fine	009556	2.8093	2.8207	19926.88	19927.88	1.00	1.31	1.31	1.31	79	145
9-Aug-14	13:00	Fine	009559	2.8252	2.8314	19927.88	19928.88	1.00	1.31	1.31	1.31	79	79
15-Aug-14	9:46	Fine	009547	2.8155	2.8222	19934.08	19935.08	1.00	1.31	1.31	1.31	79	85
15-Aug-14	13:00	Fine	009550	2.8094	2.8150	19935.08	19936.08	1.00	1.31	1.31	1.31	79	71
15-Aug-14	14:30	Fine	009533	2.8211	2.8272	19936.08	19937.08	1.00	1.31	1.31	1.31	79	77
21-Aug-14	8:04	Rainy	009690	2.8495	2.8525	19961.09	19962.09	1.00	1.23	1.23	1.23	74	41
21-Aug-14	9:15	Rainy	009694	2.8628	2.8661	19962.09	19963.09	1.00	1.23	1.23	1.23	74	45
21-Aug-14	10:22	Rainy	009697	2.8552	2.8567	19963.09	19964.09	1.00	1.23	1.23	1.23	74	20
27-Aug-14	9:41	Cloudy	009762	2.8044	2.8078	20012.09	20013.09	1.00	1.27	1.27	1.27	76	45
27-Aug-14	13:00	Cloudy	009503	2.8523	2.8639	20013.09	20014.09	1.00	1.27	1.27	1.27	76	153
27-Aug-14	15:13	Cloudy	009506	2.8382	2.8541	20014.09	20015.09	1.00	1.27	1.27	1.27	76	209



Location: MA1e - International Finance Centre (Eastern Wing)

Report on 24-hour TSP monitoring

Action Level (µg/m3) - 173.4

Limit Level (µg/m3) - 260

Date	Sampling Time	Weather Condition	Filter paper no.	Filter Weight, g		Elapse Time, hr		Sampling Time, hr	Flow Rate, m ³ /min			Total Volume, m ³	TSP Level, µg/m ³
				Initial	Final	Initial	Final		Initial, Q _{si}	Final, Q _{sf}	Average		
28-Jul-14	8:00	Fine	009432	2.8539	2.9205	15540.96	15564.96	24.00	1.23	1.11	1.17	1689	39
2-Aug-14	8:00	Rainy	009159	2.8364	2.9521	15567.96	15591.96	24.00	1.11	1.11	1.11	1600	72
8-Aug-14	8:00	Fine	009261	2.8510	2.9098	15594.96	15618.96	24.00	1.11	1.11	1.11	1600	37
14-Aug-14	8:00	Rainy	009841	2.7853	2.8472	15621.96	15645.96	24.00	1.12	1.12	1.12	1608	39
20-Aug-14	8:00	Rainy	009837	2.7659	2.8301	15648.96	15672.96	24.00	1.22	1.12	1.17	1682	38
27-Aug-14	16:00	Cloudy	009394	2.8456	2.8506	15697.49	15721.49	24.00	1.15	1.15	1.15	1660	3

Remarks: Due to interruption of electricity, the 24hr TSP was rescheduled from 26 August 2014 to 27 August 2014.

Report on 1-hour TSP monitoring

Action Level (µg/m3) - 325.1

Limit Level (µg/m3) - 500

Date	Sampling Time	Weather Condition	Filter paper no.	Filter Weight, g		Elapse Time, hr		Sampling Time, hr	Flow Rate, m ³ /min			Total Volume, m ³	TSP Level, µg/m ³
				Initial	Final	Initial	Final		Initial, Q _{si}	Final, Q _{sf}	Average		
29-Jul-14	8:18	Fine	009258	2.8494	2.8540	15564.96	15565.96	1.00	1.11	1.11	1.11	67	69
29-Jul-14	9:26	Fine	009424	2.8521	2.8575	15565.96	15566.96	1.00	1.11	1.11	1.11	67	81
29-Jul-14	10:34	Fine	009425	2.8514	2.8560	15566.96	15567.96	1.00	1.11	1.11	1.11	67	69
4-Aug-14	8:52	Rainy	009395	2.8445	2.8510	15591.96	15592.96	1.00	1.11	1.11	1.11	67	98
4-Aug-14	9:57	Rainy	009396	2.8464	2.8517	15592.96	15593.96	1.00	1.11	1.11	1.11	67	80
4-Aug-14	13:00	Rainy	009397	2.8544	2.8592	15593.96	15594.96	1.00	1.11	1.11	1.11	67	72
9-Aug-14	8:28	Fine	009847	2.7808	2.7846	15618.96	15619.96	1.00	1.11	1.11	1.11	67	57
9-Aug-14	9:33	Fine	009848	2.7732	2.7764	15619.96	15620.96	1.00	1.11	1.11	1.11	67	48
9-Aug-14	10:38	Fine	009849	2.7762	2.7800	15620.96	15621.96	1.00	1.11	1.11	1.11	67	57
15-Aug-14	8:31	Fine	009840	2.8022	2.8079	15645.96	15646.96	1.00	1.12	1.12	1.12	67	85
15-Aug-14	9:35	Fine	009480	2.8577	2.8625	15646.96	15647.96	1.00	1.12	1.12	1.12	67	72
15-Aug-14	10:39	Fine	009481	2.8549	2.8601	15647.96	15648.96	1.00	1.15	1.12	1.13	68	77
21-Aug-14	8:30	Rainy	008544	2.8564	2.8592	15672.96	15673.96	1.00	1.12	1.12	1.12	67	42
21-Aug-14	9:35	Rainy	008545	2.8412	2.8450	15673.96	15674.96	1.00	1.18	1.12	1.15	69	55
21-Aug-14	10:40	Rainy	008546	2.8485	2.8517	15674.96	15675.96	1.00	1.24	1.12	1.18	71	45
27-Aug-14	10:06	Cloudy	009821	2.7786	2.7853	15694.49	15695.49	1.00	1.15	1.15	1.15	69	97
27-Aug-14	13:00	Cloudy	009818	2.7985	2.8058	15695.49	15696.49	1.00	1.15	1.15	1.15	69	106
27-Aug-14	14:06	Cloudy	009819	2.7958	2.7977	15696.49	15697.49	1.00	1.15	1.15	1.15	69	27



Location: MA1w - International Finance Centre (Western Wing)

Report on 24-hour TSP monitoring

Action Level ($\mu\text{g}/\text{m}^3$) - 173.4
 Limit Level ($\mu\text{g}/\text{m}^3$) - 260

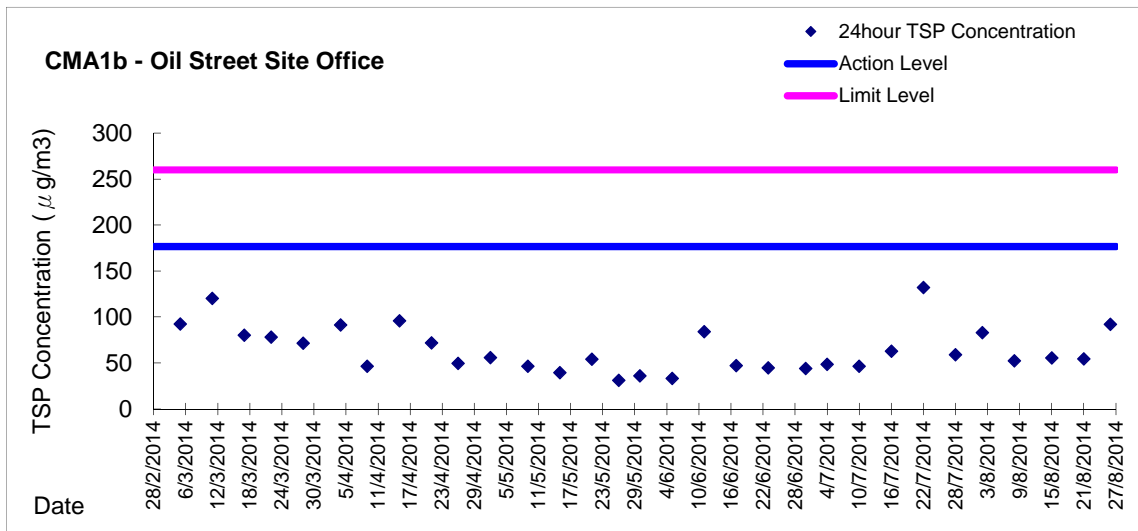
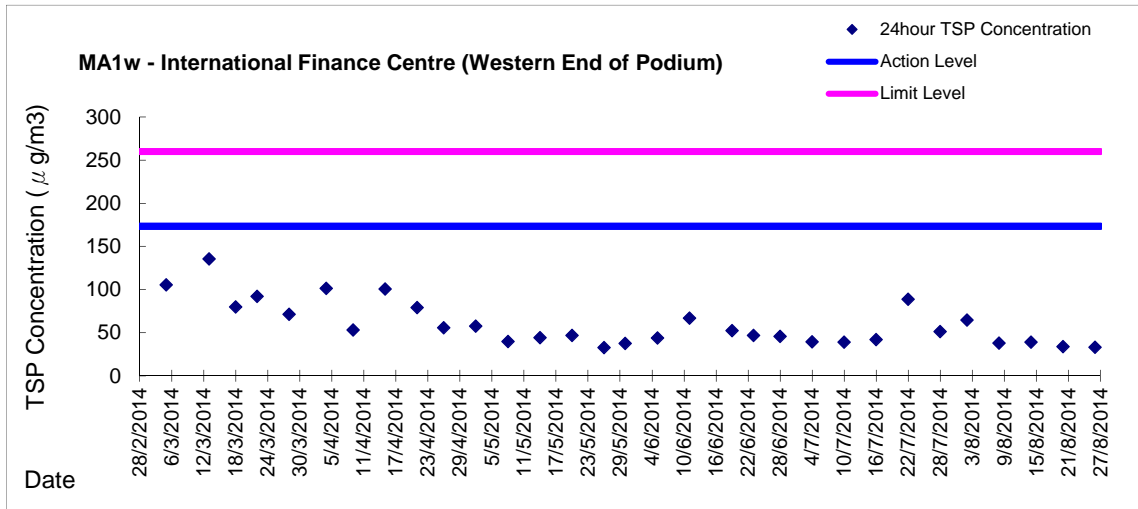
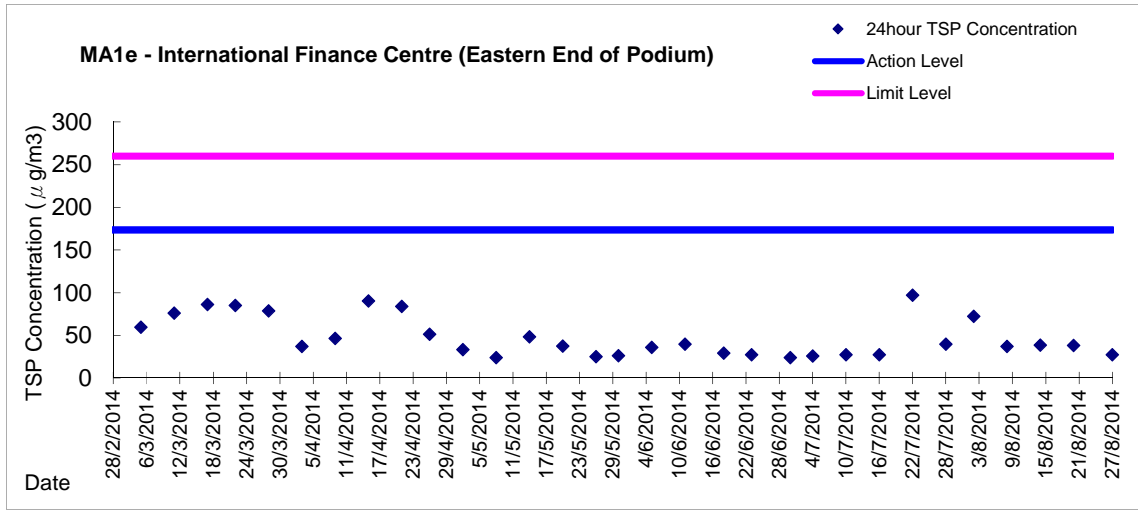
Date	Sampling Time	Weather Condition	Filter paper no.	Filter Weight, g		Elapse Time, hr		Sampling Time, hr	Flow Rate, m^3/min			Total Volume, m^3	TSP Level, $\mu\text{g}/\text{m}^3$
				Initial	Final	Initial	Final		Initial, Q_{si}	Final, Q_{sf}	Average		
28-Jul-14	8:00	Fine	009433	2.8607	2.9607	15615.62	15639.62	24.00	1.35	1.35	1.35	1945	51
2-Aug-14	8:00	Rainy	009160	2.8452	2.9705	15642.62	15666.62	24.00	1.35	1.35	1.35	1944	64
8-Aug-14	8:00	Fine	008793	2.8622	2.9355	15669.62	15693.62	24.00	1.35	1.35	1.35	1944	38
14-Aug-14	8:00	Rainy	009842	2.7686	2.8445	15696.62	15720.62	24.00	1.36	1.35	1.36	1951	39
20-Aug-14	8:00	Rainy	009838	2.7866	2.8530	15723.62	15747.62	24.00	1.36	1.36	1.36	1958	34
26-Aug-14	8:00	Fine	008542	2.8593	2.9221	15750.62	15774.62	24.00	1.33	1.31	1.32	1900	33

Report on 1-hour TSP monitoring

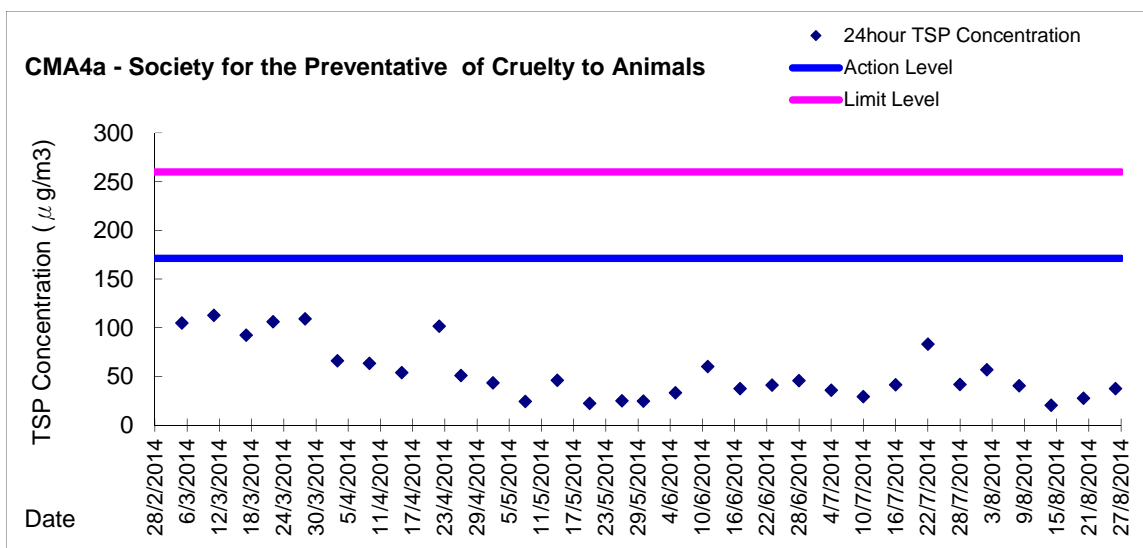
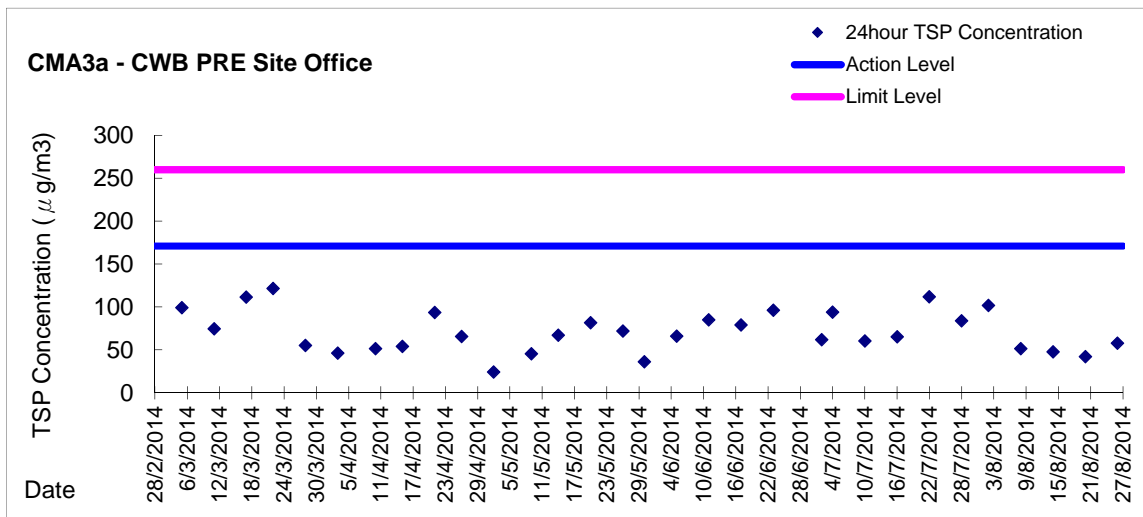
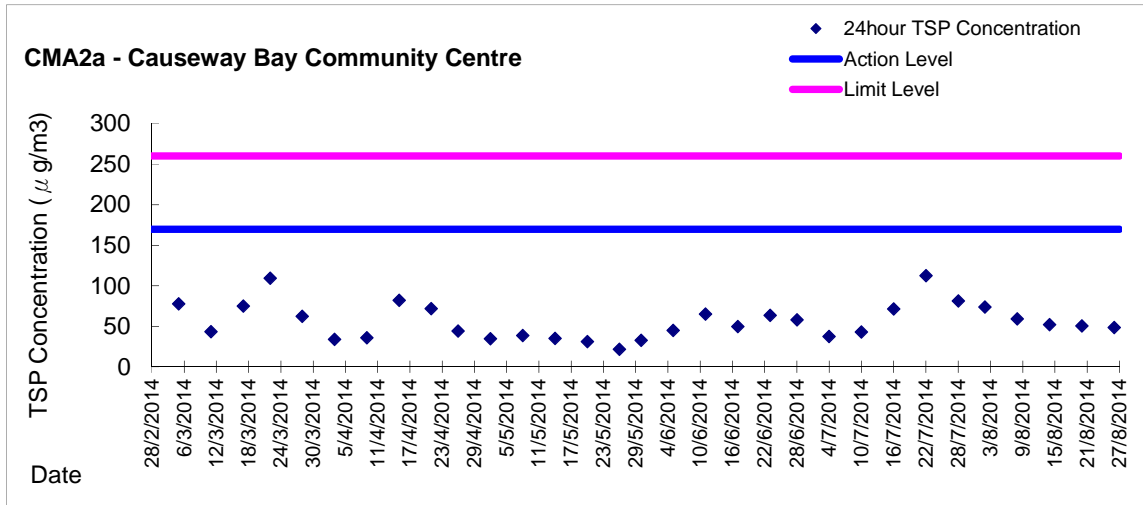
Action Level ($\mu\text{g}/\text{m}^3$) - 325.1
 Limit Level ($\mu\text{g}/\text{m}^3$) - 500

Date	Sampling Time	Weather Condition	Filter paper no.	Filter Weight, g		Elapse Time, hr		Sampling Time, hr	Flow Rate, m^3/min			Total Volume, m^3	TSP Level, $\mu\text{g}/\text{m}^3$
				Initial	Final	Initial	Final		Initial, Q_{si}	Final, Q_{sf}	Average		
29-Jul-14	8:24	Fine	009255	2.8730	2.8779	15639.62	15640.62	1.00	1.35	1.35	1.35	81	60
29-Jul-14	9:32	Fine	009256	2.8520	2.8579	15640.62	15641.62	1.00	1.35	1.35	1.35	81	73
29-Jul-14	10:40	Fine	009257	2.8494	2.8550	15641.62	15642.62	1.00	1.35	1.35	1.35	81	69
4-Aug-14	8:56	Rainy	009398	2.8500	2.8564	15666.62	15667.62	1.00	1.35	1.35	1.35	81	79
4-Aug-14	10:01	Rainy	009399	2.8601	2.8681	15667.62	15668.62	1.00	1.35	1.35	1.35	81	99
4-Aug-14	13:00	Rainy	009400	2.8550	2.8628	15668.62	15669.62	1.00	1.35	1.35	1.35	81	96
9-Aug-14	8:32	Fine	009850	2.7851	2.7886	15693.62	15694.62	1.00	1.35	1.35	1.35	81	43
9-Aug-14	9:37	Fine	009851	2.7728	2.7762	15694.62	15695.62	1.00	1.35	1.35	1.35	81	42
9-Aug-14	10:42	Fine	009852	2.7843	2.7884	15695.62	15696.62	1.00	1.35	1.35	1.35	81	51
15-Aug-14	8:36	Fine	009482	2.8589	2.8655	15720.62	15721.62	1.00	1.35	1.35	1.35	81	81
15-Aug-14	9:40	Fine	009483	2.8541	2.8588	15721.62	15722.62	1.00	1.35	1.35	1.35	81	58
15-Aug-14	10:44	Fine	009484	2.8482	2.8522	15722.62	15723.62	1.00	1.35	1.35	1.35	81	49
21-Aug-14	8:34	Rainy	008547	2.8511	2.8547	15747.62	15748.62	1.00	1.36	1.36	1.36	82	44
21-Aug-14	9:39	Rainy	008548	2.8458	2.8500	15748.62	15749.62	1.00	1.36	1.36	1.36	82	52
21-Aug-14	10:44	Rainy	008549	2.8269	2.8311	15749.62	15750.62	1.00	1.36	1.36	1.36	82	52
27-Aug-14	8:54	Cloudy	009824	2.7985	2.8044	15774.62	15775.62	1.00	1.31	1.31	1.31	78	75
27-Aug-14	10:35	Cloudy	009823	2.7834	2.7894	15775.62	15776.62	1.00	1.31	1.31	1.31	78	77
27-Aug-14	13:00	Cloudy	009822	2.7813	2.7873	15776.62	15777.62	1.00	1.31	1.31	1.31	78	77

Graphic Presentation of 24 hour TSP Result

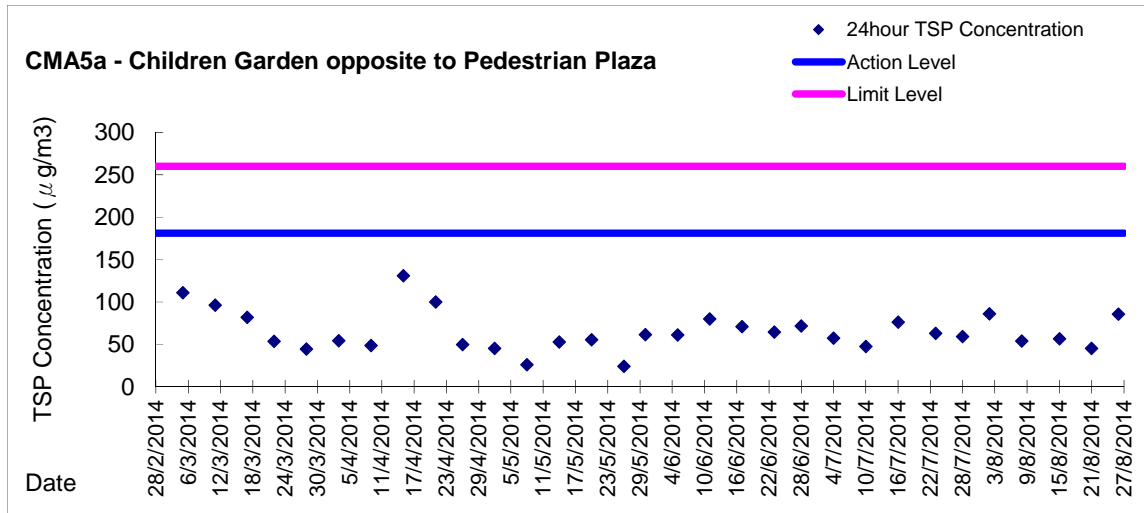


Graphic Presentation of 24 hour TSP Result

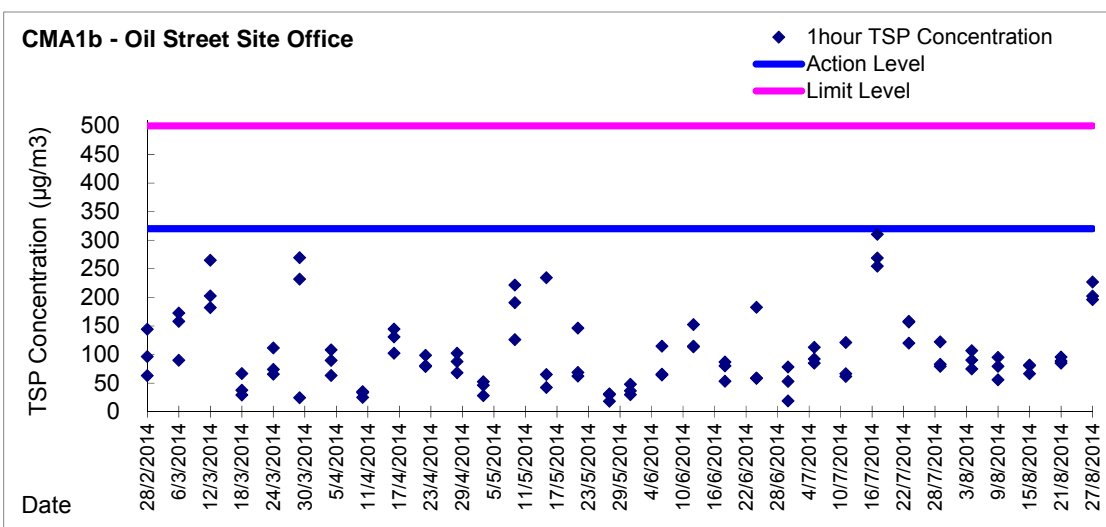
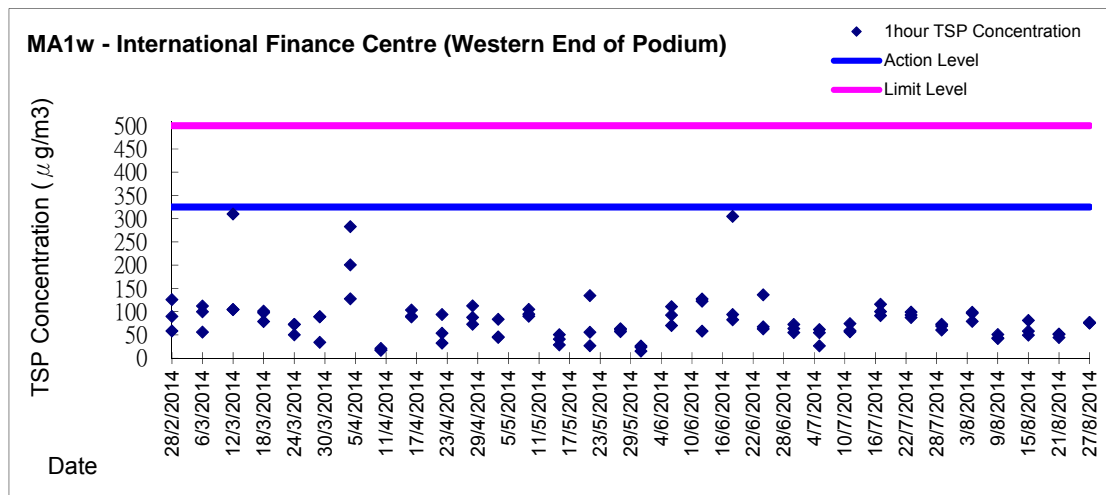
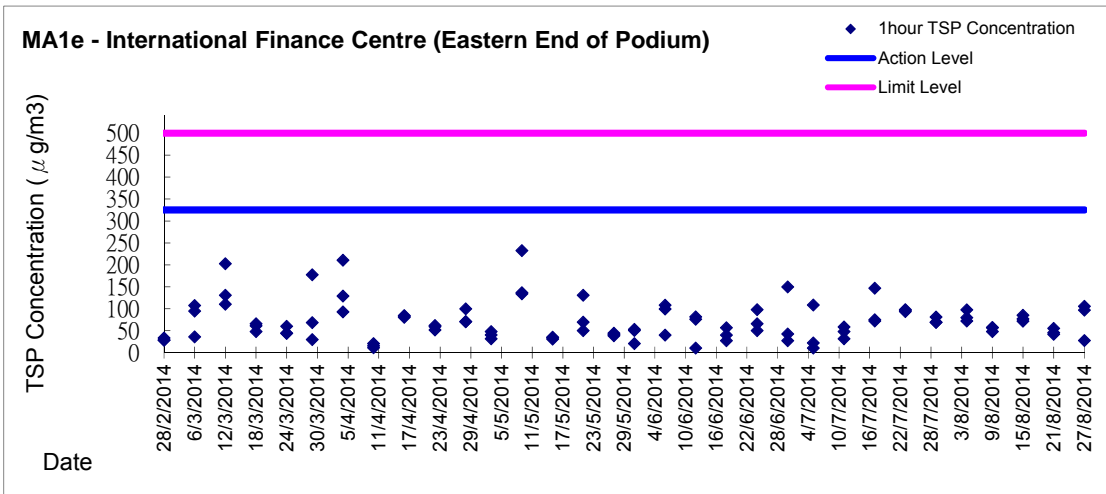




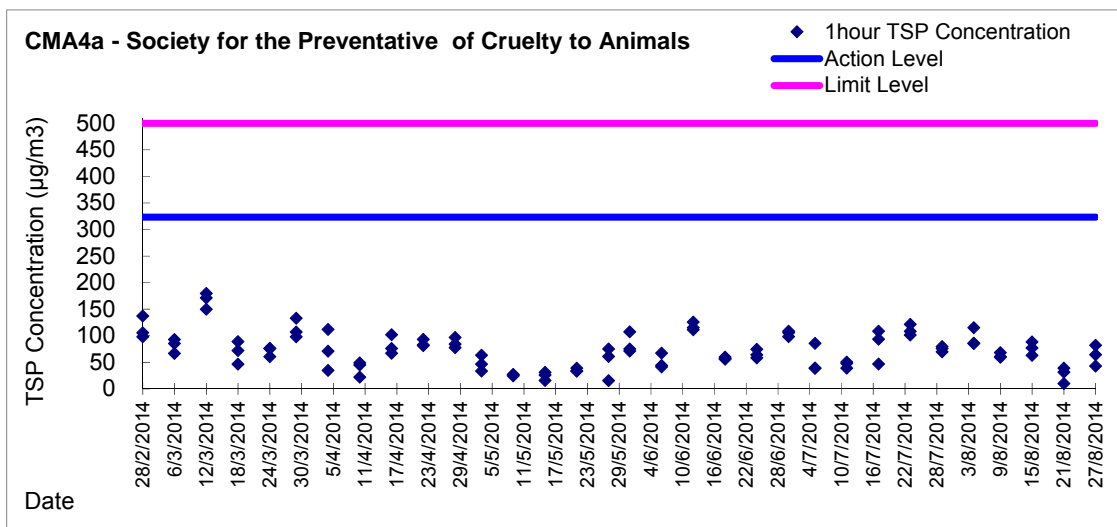
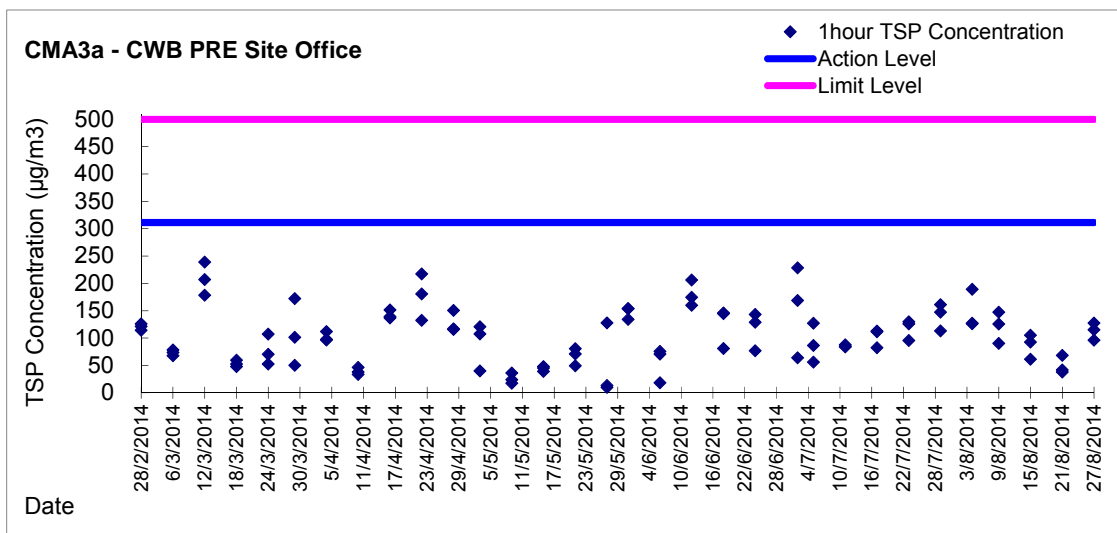
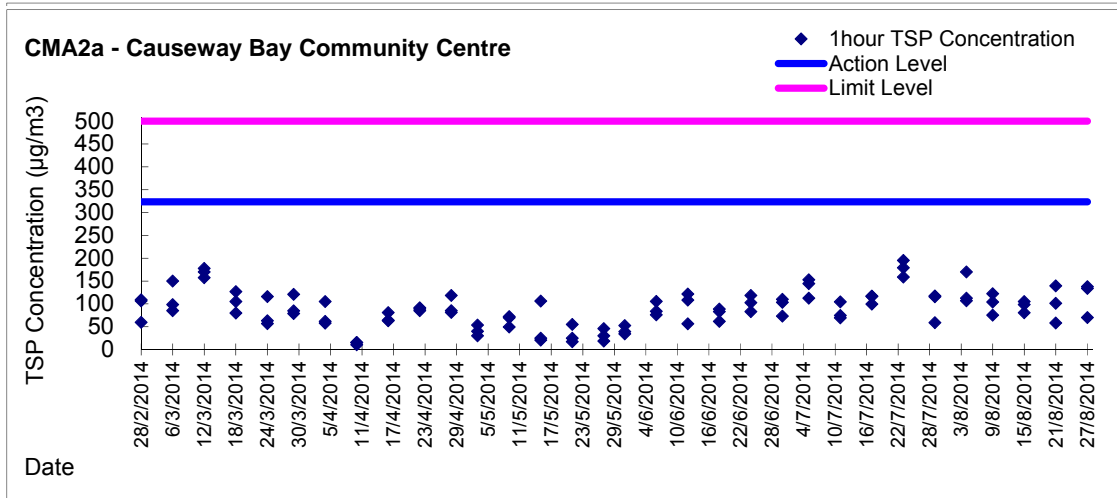
Graphic Presentation of 24 hour TSP Result



Graphic Presentation of 1 hour TSP Result



Graphic Presentation of 1 hour TSP Result



Graphic Presentation of 1 hour TSP Result

